

PRIJAVE NA UTRKE ZAGORSKE LIGE PREKO PORTALA [prijavise.eu](https://www.prijavise.eu)

Prijava na portal

- 1) Idi na webstranicu <https://www.prijavise.eu/zagorskaliga>
- 2) Idi na „LOGIN“



Utrke

LOGIN

Password forgot?

1

Discp:

ZAGORSKA LIGA MOTOCROSS

Lokacija : **Bedenica**

Organizator : **MK BEDENICA**

Datum : **20.04.2024**

Rok prijava : **19.04.2024** | Istječe za : **6d 8h 7m 38s**

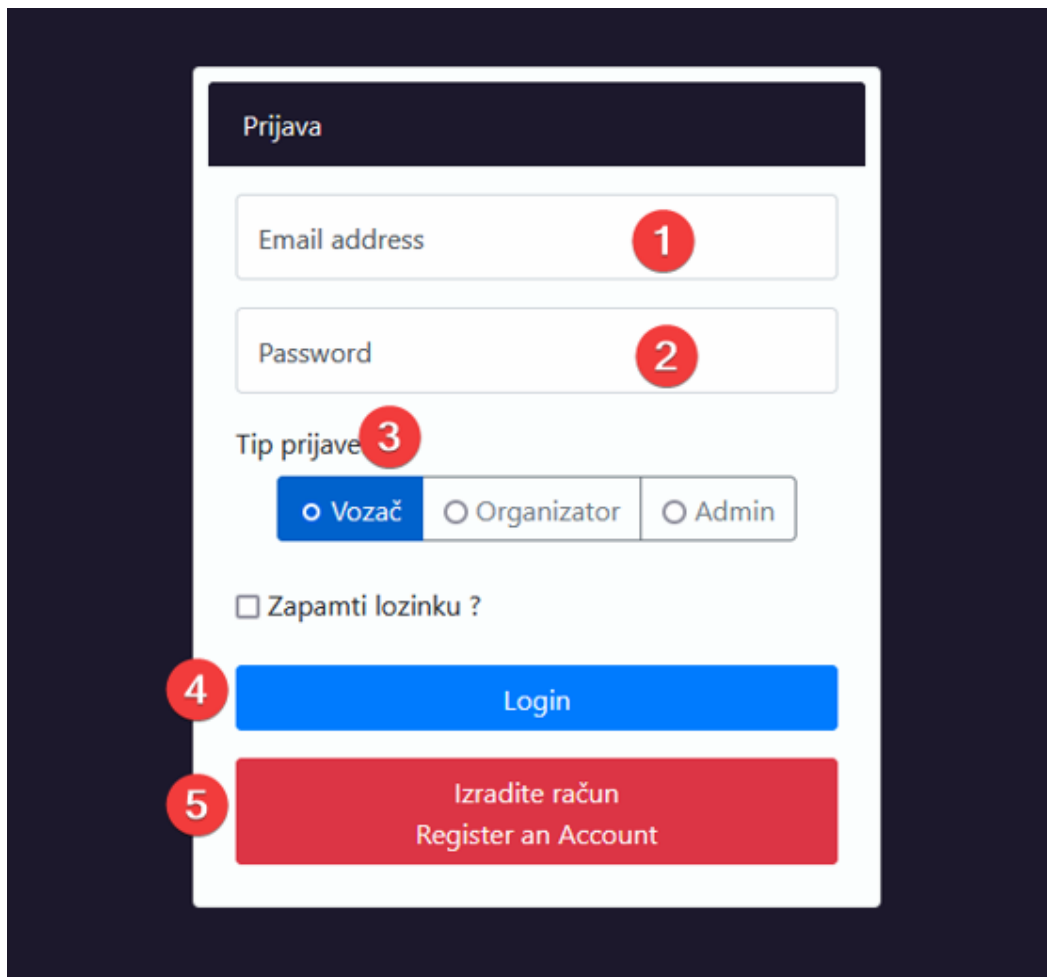
Ukupno prijava : **0**

[PRIJAVI / JOIN NOW](#)



1) Podaci za prijavu

1. Upiši email
2. Upiši password
3. Login type odaberi „Vozač“
4. Login
5. Ako ne posjeduješ račun, izradi ga (svaki vozač pojedinačno !)



The image shows a login form titled "Prijava" (Login) on a dark background. The form is white and contains the following elements:

- An "Email address" input field with a red circle containing the number "1" to its right.
- A "Password" input field with a red circle containing the number "2" to its right.
- A "Tip prijave" (Login type) section with a red circle containing the number "3" to its right. It includes three radio buttons: "Vozač" (selected), "Organizator", and "Admin".
- A checkbox labeled "Zapamti lozinku ?" (Remember password?).
- A blue "Login" button with a red circle containing the number "4" to its left.
- A red "Izradite račun" (Register an Account) button with a red circle containing the number "5" to its left.

2) Registracija vozača / popuni potrebne podatke

Registracija vozača / Register a rider

[Imam račun / Already have an Account](#)

Slika / Image

Slika / Image

No file selected.

Podaci o vozaču / Rider info

Nacionalnost / Country

Select Nat 

Prezime / Last Name

Prezime / Last Name 

Ime / First Name

Ime / First Name 


Email

Email 

Lozinka / Password

Lozinka / Password 

Tel.broj / Contact No.

Tel.broj / Contact No. 

Datum rođenja / DOB

mm / dd / yyyy  

Podaci o Licenci / Licence datas

Liga

Select Liga 

Tip / Type

Select Type 


Klasa / Class

Select Class 

Br.Licence / Licence Number

Licence Number

St.br / Start Number

St.br / Start Number 

Motor

Marka motora / Bike Marke 1

Marka motora / Bike Marke 1 

Šasija / Frame of Bike 1

Šasija / Frame of Bike 1

Marka motora / Bike Marke 2

Marka motora / Bike Marke 2

Šasija / Frame of Bike 2

Šasija / Frame of Bike 2

[View our privacy policy \(GDPR\)](#)

I agree to the terms of use and privacy policy (GDPR)

Nakon registracije provjerite svoj email, potvrdite verifikacijski link, te se prijavite na stranicu kako bi se prijavili na natjecanja.

Submit

Cancel

3) Potvrda emaila nakon registracije

- dobiti ćete potvrdu emailom gdje trebate odabrati link kako bi potvrdili svoj račun



ZagorskaLiga Prijave <zagorskaliga@prijavise.eu>

15:58 (0 minutes ago)



to me



Dear **PREZIME Ime**,

Please verify your account/email here :

[https://www.prijavise.eu/zagorskaliga/email-verification/
90d66e3e4779299d637698ee233613410113](https://www.prijavise.eu/zagorskaliga/email-verification/90d66e3e4779299d637698ee233613410113)

Sportski pozdrav,

ZagorskaLiga Prijave

4) Početna stranica nakon prijave

The screenshot shows the Rider dashboard. The top navigation bar includes 'RIDER' and 'PREZIME ime | MX2 PRO'. The left sidebar contains menu items: Statistika, Prijava / Odjava, Natjecanja, Povijest, Postavke vozača, Dodaj novu ligu, and Odjava. The main content area is titled 'Statistika / Pregled' and features two summary cards: 'Natjecanja' with a value of 1 and 'Ukupno prijavljenih natjecanja' with a value of 0. Below these is a section for 'Sljedećih 5 evenata', with the first event being 'ZAGORSKA LIGA MOTOCROSS - Bedenica', which is active and has a deadline of 19.04.2024. A table titled 'Zadnje dodani eventi' shows one entry for the same event, with columns for event name, club name, start date, registration deadline, number of registrations, and status (Aktivan).

3) Prijava vozača na utrku

1. Na lijevom tabu Klikni na Prijava/Odjava
2. Odaberi utrku na koju se želiš prijaviti

The screenshot shows the Rider dashboard with the 'Prijava / Odjava' tab selected. The main content area is titled 'Statistika / Natjecanja / Prijavi vozača na event'. It features a form for registering a driver for an event. The driver's name is 'MX2 PRO | PREZIME ime'. The event selection dropdown is open, showing 'ZAGORSKA LIGA MOTOCROSS-Bedenica' selected. A 'Prijavi' button is visible. Below the form is a table titled 'Prijavljeni vozači' with columns for 'Prezime', 'Naziv eventa', 'Prijave do', 'Status prijava', 'Dodan', and 'Mogućnosti'.

Odaberi event i „prijavi“

Nakon toga dolazi sljedeci prozor i notifikacija u gornjem uglu da je vozac uspjesno dodan

The screenshot shows a web browser window with the URL https://www.prijavise.eu/zagorskaliga/rider/events/assigned_events. The page title is "RIDER" and the navigation menu includes "Statistika", "Prijava / Odjava", "Natjecanja", "Povijest", "Postavke vozača", "Dodaj novu ligu", and "Odjava". A notification banner at the top right says "Uspješno dodan!". Below it, a form titled "Prijavi vozača na event" has "Vozač" set to "MX2 PRO | PREZIME Ime" and "Naziv eventa" set to "Select Event". A "Prijavi" button is visible. Below the form is a table titled "Prijavljeni vozači" with columns: "Prezime", "Naziv eventa", "Prijave do", "Status prijava", "Dodan", and "Mogućnosti". The table contains one entry for "PREZIME Ime" at "ZAGORSKA LIGA MOTOCROSS - Bedenica / 20.04.2024" with a status of "Open" and a "Dodan" time of "12.04.2024 16:03:15". A red circle with the number "3" is next to the "Prijave do" column, and a red circle with the number "4" is next to the "Mogućnosti" column, which includes "X Odjavi" and "PDF" buttons. A "Previous" and "Next" button are at the bottom right of the table. The footer says "Copyright © ZagorskaLiga 2024".

4) Odjava vozača sa utrke

1. odaberi „Obriši“ te nakon toga potvrdi poruku

The screenshot shows the same web application as above, but with a confirmation dialog box in the foreground. The dialog box has a title "Are you sure?" and a subtitle "you want to remove or cancel it.". It contains two buttons: "No" and "Yes". A red circle with the number "2" is next to the "Yes" button. In the background, the "Mogućnosti" column of the table now shows a red circle with the number "1" next to the "X Obriši" button. The footer says "Copyright © HMS 2024".

5) Popis natjecanja

1. U tabu sa lijeve strane odaberi natjecanja
2. Odaberi otvorena ili zatvorena natjecanja (aktivna za prijavu ili neaktivna)
3. Za odabrano natjecanje mozes vidjeti koliko vozaca je do sad prijavljeno i dali je odabrani vozac prijavljen za to natjecanje

Statistika / Natjecanja

Natjecanja

Filters: PZ All - Status

Show 10 entries Search:

Naziv kluba	Naziv eventa	Pocetak	Liga	Disc.	Klasa	Lokacija	Prijave do	Status	Mogućnosti
MK BEDENICA	ZAGORSKA LIGA MOTOCROSS	20.04.2024	PZ	MOTO	MX50 0 MX65 0 MX85 0 VETERAN 50 0 VETERAN 40 0 MXOPEN PRO 0 MX2 PRO 1 MXOPEN B 0 MX2 B 0 MXOPEN AMATER 0 MX2 AMATER 0 MX LADIES 0	Bedenica	19.04.2024	Open	Prijavljen

Total:1

Showing 1 to 1 of 1 entries

Previous 1 Next

6) Postavke profila vozača

HMS - RIDER

Statistika / Profile

Rider Edit

Slika 2

Slika

Choose File No file chosen

Kontakt 3

Prezime

PREZIME

Ime

IME

Nacionalnost

CROATIA ✓

Email

prijava@prijavise.eu

HMS - RIDER

Zadnja prijava
2024-03-18 16:07:26

PREZIME IME | MXOPEN HR CRO

Choose File No file chosen

Kontakt 1

Prezime
PREZIME

Ime
IME

Nacionalnost
CROATIA ✓

Email
prijava@prijavise.eu

Kontakt
123123123 ✓

DOB
06-02-2024

Disciplina

Disciplina
MX

Licenca
SEN

HMS - RIDER

PREZIME IME | MXOPEN HR CRO

06-02-2024

Disciplina 1

Disciplina
MX

Licenca
SEN

Lista Klasa
MXOPEN

Lic.No
Licence Number

Stbr
123

Motor 1

Bike Marke 1
Yamaha ✓

Frame 1
FR1231FS12312312 ✓

Bike Marke 2
Enter Bike No 2

Frame 2
Enter Frame No 2

Spremi Otkazi

Copyright © HMS 2024

7) Dodavanje nove discipline / klase (ako vozač ima više licenci)

1.već prijavljene / postojece klase za prijavljenog vozača

2.dodavanje nove klase za prijavljenog vozača

HMS - RIDER

Statistika / Profile

Već prijavljene klase za vozača

Ime	Disciplina	Licenca	Class
PREZIME IME	MX	SEN	MXOPEN
PREZIME IME	MX	SEN	MX2
PREZIME IME	MX	JUN	MX50

Dodaj novu klasu za vozača

Kontakt

Prezime
PREZIME

Ime
IME

Email
prijava@prijavise.eu

Disciplina

Disciplina

Odaberi novu Ligu / Tip / Klasu te startni broj

HMS - RIDER

Prezime
PREZIME

Ime
IME

Email
prijava@prijavise.eu

Disciplina

Disciplina
Select Dicipline

Licenca
Select Licence Type

Lista Klasa
Select Class

LicNo
Licence Number

Stbr
123

Motor

Bike Marke 1
Yamaha

Frame 1
FR1231FS12312312

Bike Marke 2
Enter Bike No 2

Frame 2
Enter Frame No 2

Spremi Otkazi

8) Pregled klasa dodjeljene prijavljenom vozaču

The screenshot shows a web application interface for a rider's profile. The left sidebar contains navigation options: Statistika, Prijava / Odjava, Natjecanja, Povijest, Postavke vozača, Dodaj novu klasu, and Odjava. The main content area is titled 'Statistika / Profile' and features a section 'Već prijavljene klase za vozača' with a red '1' notification. Below this is a table of classes:

Ime	Disciplina	Licenca	Class
PREZIME IME	MX	SEN	MXOPEN
PREZIME IME	MX	SEN	MX2
PREZIME IME	MX	JUN	MX50
PREZIME IME	MX	B-LIGA	B-250

Below the table is a section 'Dodaj novu klasu za vozača' with a red '2' notification. It contains a 'Kontakt' form with fields for 'Prezime' (PREZIME), 'Ime' (IME), and 'Email' (prijava@prijavise.eu). There is also a 'Disciplina' section.

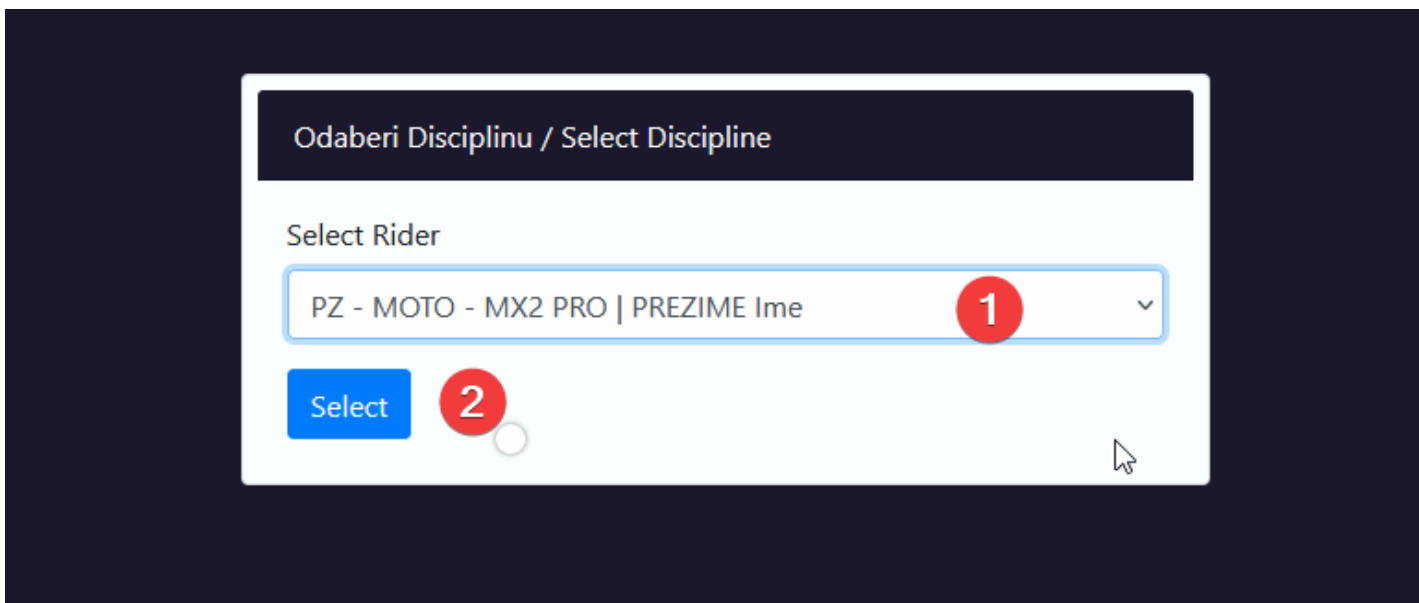
9) Ponovna prijava nakon dodavanja više Disciplina / Klasa

The screenshot shows the 'Utrke' (Races) page. At the top left is the MXFZ logo. The main heading is 'Utrke'. On the right, there are 'LOGIN' and 'Password forgot?' buttons, with a red '1' notification above the 'LOGIN' button. Below the heading, there are 'Discp:' filters for 'ALL' and 'PZ'. The main content is a card for 'ZAGORSKA LIGA MOTOCROSS' with the following details:

- Lokacija: **Bedenica**
- Organizator: **MK BEDENICA**
- Datum: **20.04.2024**
- Rok prijava: **19.04.2024** | Istječe za: **6d 8h 7m 38s**
- Ukupno prijava: **0**

At the bottom of the card is a button labeled 'PRIJAVI / JOIN NOW'.

Nakon prijave potrebno je odabrati klasu koju želimo prijaviti



10) Logout sa portala

